


Grid Designs for Standard Architectural Shapes


Page 2:

Circle Top
Circle Top Other

Page 3:

Circle Top with Extended Legs
Full Circle

Page 4:

Quarter Arch
Quarter Arch with Extended Legs

Page 5:

Eyebrow
Eyebrow with Extended Legs
Ellipse

Page 6:

Oval
Cathedral
Cathedral with Extended Legs
Octagon
Simulated Divided Lites (SDL) Profiles

Notes:

- Any grid design not shown in this catalog must be approved by Ventana USA prior to ordering.
- The letters shown in parentheses after each grid number indicate that the design can be manufactured in flat metal grid (F), contoured metal grid (C), flat Decralite (FD), or contoured Decralite (CD).
- Maximum hub size (center to center) for flat or contoured metal grids is 75."
- Minimum hub sizes (center-to-center) for all grids:
With 5/8" flat grid: 6-1/2" hub
With 3/4" flat grid: 7-1/2" hub
With contoured grid: 9" hub
*If a smaller hub is requested, the grids must be Decralite.**
- With the exception of quarter arches, all contoured grids that run to center may require a taco hub connector.
- Gothic and cathedral grid designs may require an extended lead time. For more information please contact
Customer Support: 724-325-3400.

Ventana USA

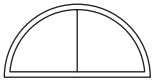
6001 Enterprise Drive • Export, Pennsylvania 15632
Telephone: 724-325-3400 • Fax: 724-327-4540
www.Ventana-USA.com
eMail: Information@VentanaPa.com

Grid Designs for Standard Architectural Shapes

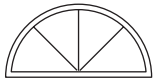
F= Flat Metal C= Contoured Metal FD= Flat Decralite CD= Contoured Decralite



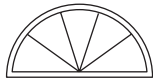
CT- Circle Top *(Please see notes on page 1)*



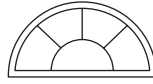
CT-1 (F/C)



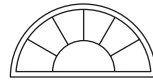
CT-2 (F/C)



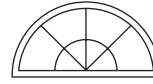
CT-3 (F/C)



CT-4 (F/C)



CT-5 (F/C)



CT-6 (F/C)



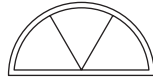
CT-7 (F/C)



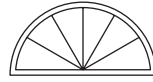
CT-8 (F/C)



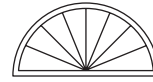
CT-9 (F/C)



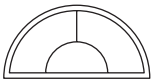
CT-10 (F/C)



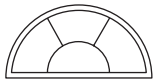
CT-11 (F/C)



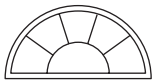
CT-12 (F/C)




CT-13 (F/C)



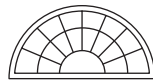
CT-14 (F/C)



CT-15 (F/C)

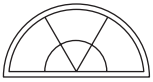


CT-16 (F/C)

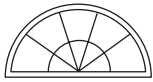


CT-17 (F/C)

Please Note:
There is no CT-18



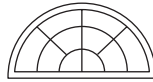
CT-19 (F/C)



CT-20 (F/C)



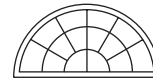
CT-21 (F/C)



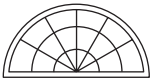
CT-22 (F/C)



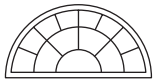
CT-23 (F/C)



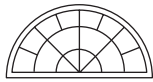
CT-24 (F/C)



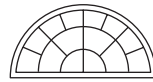
CT-25 (F/C)



CT-26 (F/C)



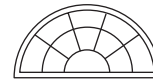
CT-27 (F/C)



CT-28 (F/C)

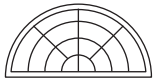


CT-29 (F/C)

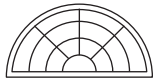


CT-30 (F/C)

Please Note:
There is no CT-31



CT-32 (F/C)



CT-33 (F/C)



CT-34 (F/C)



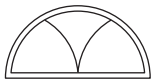
CT-35 (F/C)



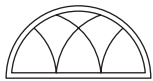
CT-36 (F/C)



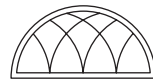
CT-37 (F/C)



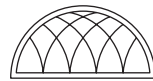
CT-38 (FD/CD)



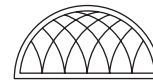
CT-39 (FD/CD)



CT-40 (FD/CD)



CT-41 (FD/CD)




CT-42 (FD/CD)

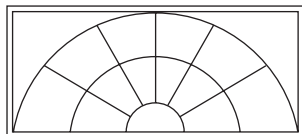


CT-43 (FD/CD)

CTO- Circle Top Other *(Please see notes on page 1)*



CTO-1 (F/C/CD)



CTO-2 (F/C/CD)

All CTO units:

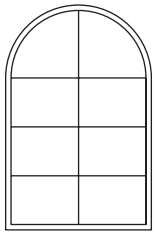
If hubs are low-rise, contoured grids must be made with Decralite.

Grid Designs for Standard Architectural Shapes

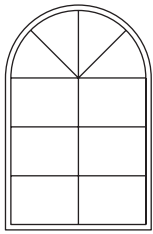
F= Flat Metal C= Contoured Metal FD= Flat Decralite CD= Contoured Decralite



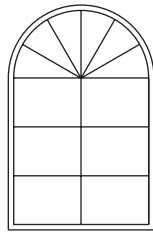
CTX- Circle Top with Extended Legs *(Please see notes on page 1)*




CTX-1 (F/C)




CTX-2 (F/C)




CTX-3 (F/C)




CTX-4 (F/C)




CTX-5 (F/C)




CTX-6 (F/C)




CTX-7 (F/C)




CTX-8 (F/C)




CTX-9 (F/C)




CTX-10 (F/C)




CTX-11 (F/C)




CTX-12 (F/C)




CTX-13 (FD/CD)




CTX-14 (FD/CD)




CTX-15 (FD/CD)




CTX-16 (FD/CD)



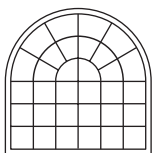
CTX-17 (FD/CD)




CTX-18 (FD/CD)



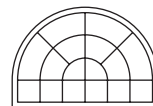
CTX-19 (FD/CD)



CTX-20 (F/C)



CTX-21 (F/C)

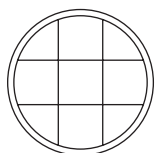


CTX-22 (F/C)

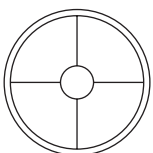
All CTX units:

The size of the unit will determine if the grids are entirely Decralite or Decralite on the top portion with metal on the bottom portion.

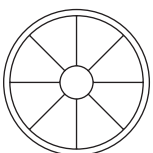
FC- Full Circle *(Please see notes on page 1)*



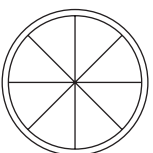
FC-1 (F/C)



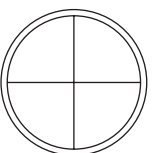
FC-2 (FD/CD)



FC-3 (FD/CD)



FC-4 (F/CD)



FC-5 (F/C)

Grid Designs for Standard Architectural Shapes

F= Flat Metal C= Contoured Metal FD= Flat Decralite CD= Contoured Decralite



QA- Quarter Arch *(Please see notes on page 1)*




QA-1 (F/C) QA-2 (F/C) QA-3 (F/C) QA-4 (F/C) QA-5 (F/C) QA-6 (F/C) QA-7 (F/C) QA-8 (F/C)




QA-9 (F/C) QA-10 (F/C) QA-11 (F/C) QA-12 (F/C) QA-13 (F/C) QA-14 (F/C) QA-15 (F/C) QA-16 (F/C)


QAX- Quarter Arch with Extended Legs *(Please see notes on page 1)*




QAX-1 (F/C) QAX-2 (F/C) QAX-3 (F/C) QAX-4 (F/C) QAX-5 (F/C) QAX-6 (F/C) QAX-7 (F/C) QAX-8 (F/C) QAX-9 (F/C)



QAX-10 (F/C) QAX-11 (F/C) QAX-12 (F/C) QAX-13 (F/C) QAX-14 (F/C) QAX-15 (F/C) QAX-16 (F) QAX-17 (F) QAX-18 (F) QAX-19 (F/C)



QAX-20 (F/C) QAX-21 (F/C) QAX-22 (F/C) QAX-23 (F/C) QAX-24 (F/C) QAX-25 (F) QAX-26 (F) **Please Note: There is no QAX-27** QAX-28 (F) QAX-29 (F/C)



QAX-30 (F/C) QAX-31 (F/C) QAX-32 (F/C) QAX-33 (F/C) QAX-34 (F/C) QAX-35 (F/C) QAX-36 (F/C) QAX-37 (F/C) QAX-38 (F/C)

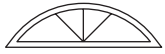
Grid Designs for Standard Architectural Shapes

F= Flat Metal C= Contoured Metal FD= Flat Decralite CD= Contoured Decralite



EB- Eyebrow* (Please see notes on page 1)

*There is no EB-1, EB-4 or EB-5



EB-2 (F/C)



EB-3 (F/C)



EB-6 with taco (F/C)

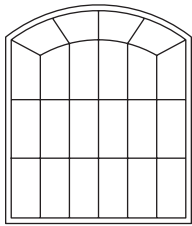


EB-7 (F/CD)




EB-8 (F/CD)

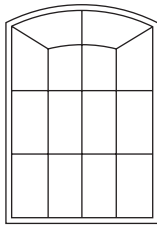
EBX- Eyebrow with Extended Legs (Please see notes on page 1)



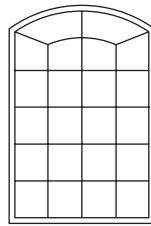
EBX-1 (F/CD)




EBX-2 (F/CD)



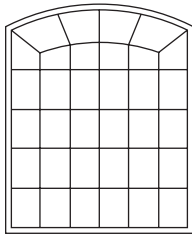
EBX-3 (F/CD)




EBX-4 (F/CD)



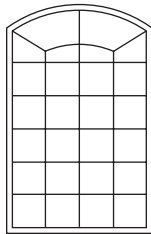
EBX-5 (F/CD)




EBX-6 (F/CD)



EBX-7 (F/CD)



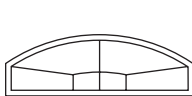
EBX-8 (F/CD)



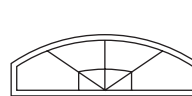
EBX-9 (F/CD)

All EBX units:

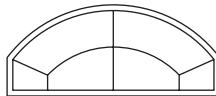
The size of the unit will determine if the grids are entirely Decralite or Decralite on the top portion with metal on the bottom portion.



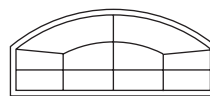
EBX-10 (F/CD)



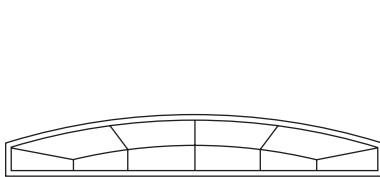
EBX-11 (F/CD)



EBX-12 (F/CD)




EBX-13 (F/CD)



EBX-14 (F/CD)



EBX-15 (F/CD)



EBX-16 (F/CD)

EP- Ellipse (Please see notes on page 1)



EP-1 (F/C)



EP-2 (F/CD)



EP-3 (F/CD)



EP-4 (F/CD)



EP-5 (F/CD)

All EP units:

When grid patterns are ordered in Decralite, the hubs are true ellipses.

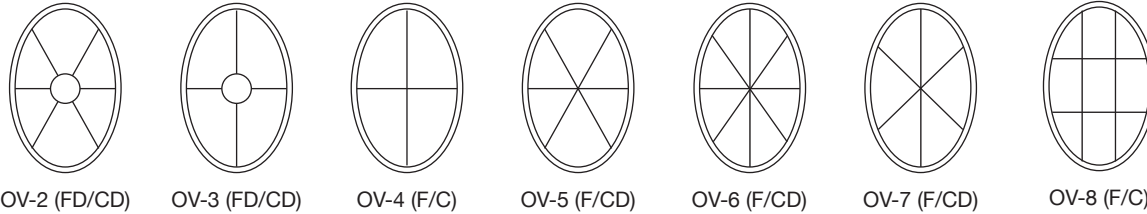
Grid Designs for Standard Architectural Shapes

F= Flat Metal C= Contoured Metal FD= Flat Decralite CD= Contoured Decralite



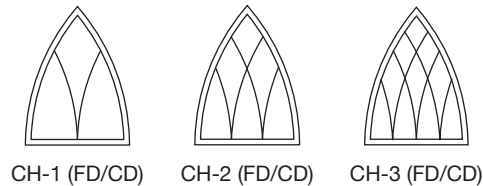
OV- Oval* (Please see notes on page 1)

*There is no OV-1

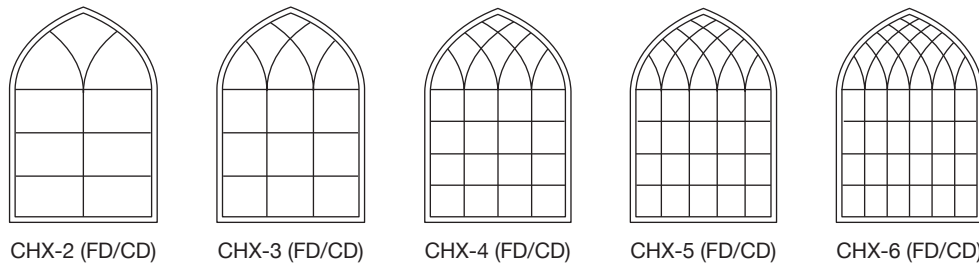


All OV units:
When grid patterns are ordered in Decralite, center circles will be true ovals.

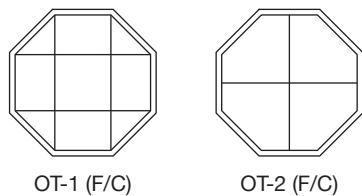
CH- Cathedral (Please see notes on page 1)



CHX- Cathedral with Extended Legs (Please see notes on page 1)



OT- Octagon (Please see notes on page 1)



Simulated Divided Lites (SDL) Profiles

MI	ST	PT	EX	OG	FA	KI
Thickness	Thickness	Thickness	Thickness	Thickness	Thickness	Thickness
.04"	.125"	.125"	.125"	.1875"	.375"	.375"
.125"	.1875"	.1875"	.1875"	.25"		
.1875"	.25"	.25"	.25"			
.25"						

Please note: Profile drawings are not to scale